

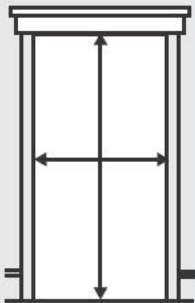
FURNITURE FIT 101

AS YOU SHOP FOR NEW FURNITURE FOR YOUR HOME, IT IS IMPORTANT TO CONSIDER FIT BEFORE YOUR FINAL PURCHASE. WILL YOUR NEW FURNITURE FIT INTO YOUR SPACE? WILL IT FIT THROUGH DOORWAYS, HALLWAYS, AND PASSAGeways TO GET TO ITS DESTINATION? WILL YOU NEED TO MOVE YOUR NEW FURNITURE IN IT'S CARTON OR UN-BOXED IN PIECES?

WITH THE GUIDE BELOW, WE HOPE TO MAKE CALCULATING THESE MEASUREMENTS BEFORE PURCHASING QUICK AND EASY TO ENSURE THAT YOUR NEW FURNITURE FITS THROUGH YOUR DOOR AND WITH YOUR DECOR.

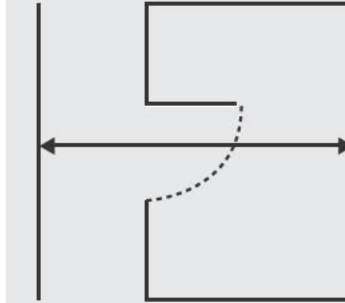
HOME MEASUREMENTS

DOORS & HALLWAYS



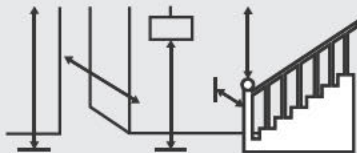
Measure all doors, hallways etc. that your furniture will have to be carried through in order to reach it's final destination in your home (widths and heights).

ENTRYWAYS



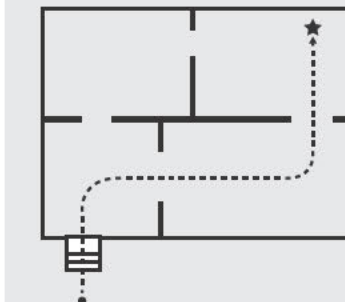
Measure the amount of space from walls outside of a space to the opposite wall inside of the space to ensure you have enough clearance.

OTHER MEASUREMENTS



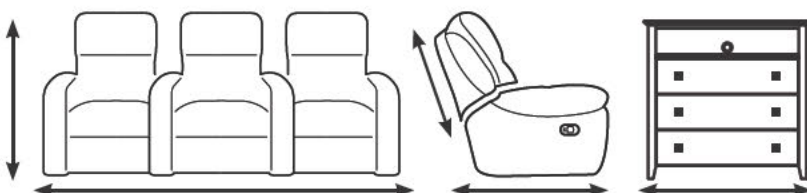
Other measurements to consider are stairway and banister widths, ceiling heights, light fixtures and corners as well as any other furniture that may be in your path.

PLAN YOUR PATH



Have a plan for the path you will take from outside your home to your furniture's final destination inside your home. You'll be glad you did!

FURNITURE MEASUREMENTS



You can find the width, depth and height of our furniture on our packaging, website or at your local retailer. Measurements provided are at the widest or highest point on each piece of furniture. Some furniture may need assembly which can take place once you have installed your new furniture.